



**Agilent Technologies**

*Vacuum Products Division*

# ***IDP Series Vibration Isolation Kit***

*INSTRUCTION MANUAL*

Part No. 699904401

Rev. B

July 2009

# ***IDP Series Vibration Isolation Kit***

# Warranty

Products manufactured by Seller are warranted against defects in materials and workmanship for twelve (12) months from date of shipment thereof to Customer, and Seller's liability under valid warranty claims is limited, at the option of Seller, to repair, replacement, or refund an equitable portion of the purchase price of the Product. Items expendable in normal use are not covered by this warranty. All warranty replacement or repair of parts shall be limited to equipment malfunctions which, in the sole opinion of Seller, are due or traceable to defects in original materials or workmanship. All obligations of Seller under this warranty shall cease in the event of abuse, accident, alteration, misuse, or neglect of the equipment. In-warranty repaired or replaced parts are warranted only for the remaining unexpired portion of the original warranty period applicable to the repaired or replaced parts. After expiration of the applicable warranty period, Customer shall be charged at the then current prices for parts, labor, and transportation.

When products are used with toxic chemicals, or in an atmosphere that is dangerous to the health of humans, or is environmentally unsafe, it will be the responsibility of the Customer to have the product cleaned by an independent agency skilled and approved in handling and cleaning contaminated materials before the product will be accepted by Agilent, Inc. for repair and/or replacement.

Reasonable care must be used to avoid hazards. Seller expressly disclaims responsibility for loss or damage caused by use of its Products other than in accordance with proper operating procedures.

Except as stated herein, Seller makes no warranty, express or implied (either in fact or by operation of law), statutory or otherwise; and, except as stated herein, Seller shall have no liability under any warranty, express or implied (either in fact or by operation of law), statutory or otherwise. Statements made by any person, including representatives of Seller, which are inconsistent or in conflict with the terms of this warranty shall not be binding upon Seller unless reduced to writing and approved by an officer of Seller.

## Warranty Replacement and Adjustment

All claims under warranty must be made promptly after occurrence of circumstances giving rise thereto, and must be received within the applicable warranty period by Seller or its authorized representative. Such claims should include the Product serial number, the date of shipment, and a full description of the circumstances giving rise to the claim. Before any Products are returned for repair and/or adjustment, written authorization from Seller or its authorized representative for the return and instructions as to how and where these Products should be returned must be obtained. Any Product returned to Seller for examination shall be prepaid via the means of transportation indicated as acceptable by Seller. Seller reserves the right to reject any warranty claim not promptly reported and any warranty claim on any item that has been altered or has been returned by non-acceptable means of transportation. When any Product is returned for examination and inspection, or for any other reason, Customer shall be responsible for all damage resulting from improper packing or handling, and for loss in transit, notwithstanding any defect or non-conformity in the Product. In all cases, Seller has the sole responsibility for determining the cause and nature of failure, and Seller's determination with regard thereto shall be final.

If it is found that Seller's Product has been returned without cause and is still serviceable, Customer will be notified and the Product returned at its expense; in addition, a charge for testing and examination may be made on Products so returned. 3/1/00

*This page intentionally left blank.*

# Preface

## Documentation Conventions

This manual uses the following documentation conventions:

**WARNING**



*Warnings indicate a particular procedure or practice, which if not followed correctly, could lead to serious injury.*

**CAUTION**



*Cautions indicate a particular procedure or practice, which if not followed, could cause damage to the equipment.*

**NOTE**



*Notes contain important information.*

Before operating or servicing equipment, read and thoroughly understand all operation/maintenance manuals provided by Agilent. Be aware of the hazards associated with this equipment, know how to recognize potentially hazardous conditions, and how to avoid them. Read carefully and strictly observe all cautions and warnings. The consequences of unskilled, improper, or careless operation of the equipment can be serious.

In addition, consult local, state, and national agencies regarding specific requirements and regulations. Address any safety, operation, and/or maintenance questions to your nearest Agilent office.

*This page intentionally left blank.*

# IDP Series Vibration Isolation Kit

Agilent's vibration reduction kit for IDP series scroll pumps significantly reduces vibration levels in all three directions as transmitted to the surface on which a pump sits.

**Table 1-1 IDP Series Vibration Isolation Kit, P/N: IDP3VIBISOKIT, IDP2VIBISOKIT**

Part Name	Qty
Anti-vibratory mount	4
Rubber pad	4
Locknut w/ toothed washer M6	4

## Installation




*To ensure proper operation, and to prevent damage, the kit must be installed and operated only as specified.*

To install:

1. Peel off the protective paper to expose the adhesive layer on the rubber pad, and stick it to the metal bottom of the mount.
2. Position the mount with the round surface against the pump base, such that the stud faces up through the base slot while the rubber faces the ground.
3. Tighten the M6 lock nut using a 10 mm wrench.

If the mount has a tendency to rotate, hold the top of the stud with a screwdriver while tightening the locknut.



**Figure 1-1 IDP Series Vibration Isolation Kit: Components**


## IDP Series Vibration Isolation Kit

The two holes in the mount's flange can also be used to attach the mount to a surface with additional screws (not included in this kit).




*Anti-vibratory mounts will increase pump height by 0.875" (22 mm).*

Figure 1-2 shows the kit installed.



**Figure 1-2 :IDP Series Vibration Isolation Kit Installed**

Figure 1-3 shows the kit dimensions.



**Figure 1-3 :Dimensions of IDP Series Anti-Vibratory, Non-skid Mount**

## Performance

Typical vibration reduction for IDP series, transmitted to a surface the pump sits on, is 45% on average for all three directions.



## Vacuum Products Division Instructions for returning products

Dear Customer:

Please follow these instructions whenever one of our products needs to be returned.

- 1) Complete the attached Request for Return form and send it to Agilent Technologies (see below), taking particular care to identify all products that have pumped or been exposed to any toxic or hazardous materials.
- 2) After evaluating the information, Agilent Technologies will provide you with a Return Authorization (RA) number via email or fax, as requested.  
**Note:** Depending on the type of return, a Purchase Order may be required at the time the Request for Return is submitted. We will quote any necessary services (evaluation, repair, special cleaning, eg).
- 3) **Important steps for the shipment of returning product:**
  - Remove all accessories from the core product (e.g. inlet screens, vent valves).
  - Prior to shipment, drain any oils or other liquids, purge or flush all gasses, and wipe off any excess residue.
  - If ordering an Advance Exchange product, **please use the packaging from the Advance Exchange to return the defective product.**
  - Seal the product in a plastic bag, and package product carefully to avoid damage in transit. You are responsible for loss or damage in transit.
  - Agilent Technologies is not responsible for returning customer provided packaging or containers.
  - **Clearly label package with RA number.** Using the shipping label provided will ensure the proper address and RA number are on the package. Packages shipped to Agilent without a RA clearly written on the outside cannot be accepted and will be returned.
- 4) Return only products for which the RA was issued.
- 5) **Product being returned under a RA must be received within 15 business days.**
- 6) **Ship to the location specified on the printable label, which will be sent, along with the RA number, as soon as we have received all of the required information.** Customer is responsible for freight charges on returning product.
- 7) Return shipments must comply with all applicable **Shipping Regulations** (IATA, DOT, etc.) and carrier requirements.

RETURN THE COMPLETED **REQUEST FOR RETURN** FORM TO YOUR NEAREST LOCATION:

**EUROPE:**  
Fax: 00 39 011 9979 330  
Fax Free: 00 800 345 345 00  
Toll Free: 00 800 234 234 00  
[vpt-customer@agilent.com](mailto:vpt-customer@agilent.com)

**NORTH AMERICA:**  
Fax: 1 781 860 9252  
Toll Free: 800 882 7426, Option 3  
[vpl-ra@agilent.com](mailto:vpl-ra@agilent.com)

**PACIFIC RIM:**  
please visit our website for individual  
office information  
<http://www.agilent.com>



Please read important policy information on Page 3 that applies to all returns.

**1) CUSTOMER INFORMATION**

<b>Company Name:</b>		<b>Contact Name:</b>	
<b>Tel:</b>	<b>Email:</b>	<b>Fax:</b>	
<b>Customer Ship To:</b>		<b>Customer Bill To:</b>	
Europe only: <b>VAT reg. Number:</b>		USA/Canada only: <input type="checkbox"/> <b>Taxable</b> <input type="checkbox"/> <b>Non-taxable</b>	

**2) PRODUCT IDENTIFICATION**

Product Description	Agilent P/N	Agilent S/N	Original Purchasing Reference

**3) TYPE OF RETURN** (Choose one from each row and supply Purchase Order if requesting a billable service)

- 3A.**  Non-Billable  Billable **➔** New PO # (hard copy must be submitted with this form):
- 3B.**  Exchange  Repair  Upgrade  Consignment/Demo  Calibration  Evaluation  Return for Credit

**4) HEALTH and SAFETY CERTIFICATION**

**AGILENT TECHNOLOGIES CANNOT ACCEPT ANY PRODUCTS CONTAMINATED WITH BIOLOGICAL OR EXPLOSIVE HAZARDS, RADIOACTIVE MATERIAL, OR MERCURY AT ITS FACILITY.**

**Call Agilent Technologies to discuss alternatives if this requirement presents a problem.**

**The equipment listed above (check one):**

- HAS NOT** pumped or been exposed to any toxic or hazardous materials. OR
- HAS** pumped or been exposed to the following toxic or hazardous materials. If this box is checked, the following information must also be filled out. Check boxes for all materials to which product(s) pumped or was exposed:

- Toxic  Corrosive  Reactive  Flammable  Explosive  Biological  Radioactive

**List all toxic/hazardous materials. Include product name, chemical name, and chemical symbol or formula:**

**NOTE:** If a product is received at Agilent which is contaminated with a toxic or hazardous material that was not disclosed, **the customer will be held responsible** for all costs incurred to ensure the safe handling of the product, and **is liable** for any harm or injury to Agilent employees as well as to any third party occurring as a result of exposure to toxic or hazardous materials present in the product.

**Print Name:** \_\_\_\_\_ **Authorized Signature:** ..... **Date:** \_\_\_\_\_

**5) FAILURE INFORMATION:**

Failure Mode (REQUIRED FIELD. See next page for suggestions of failure terms):
Detailed Description of Malfunction: (Please provide the error message)
Application (system and model):

**I understand and agree to the terms of Section 6, Page 3/3.**

**Print Name:** \_\_\_\_\_ **Authorized Signature:** ..... **Date:** \_\_\_\_\_



**Vacuum Products Division  
Request for Return Form  
(Health and Safety Certification)**

Please use these Failure Mode to describe the concern about the product on Page 2.

**TURBO PUMPS and TURBO CONTROLLERS**

APPARENT DEFECT/MALFUNCTION	POSITION	PARAMETERS
- Does not start - Does not spin freely - Does not reach full speed - Mechanical Contact - Cooling defective - Noise - Vibrations -Leak -Overtemperature -Clogging	- Vertical -Horizontal -Upside-down -Other: .....	Power:                      Rotational Speed: Current:                    Inlet Pressure: Temp 1:                     Foreline Pressure: Temp 2:                     Purge flow: OPERATING TIME:

**ION PUMPS/CONTROLLERS**

- Bad feedthrough - Vacuum leak - Error code on display - Poor vacuum - High voltage problem - Other
---

**VALVES/COMPONENTS**

- Main seal leak - Solenoid failure - Damaged sealing area - Bellows leak - Damaged flange -Other
--

**LEAK DETECTORS**

- Cannot calibrate - Vacuum system unstable - Failed to start -No zero/high background - Cannot reach test mode - Other
--

**INSTRUMENTS**

- Gauge tube not working - Communication failure - Error code on display - Display problem - Degas not working - Other
---

**SCROLL AND ROTARY VANE PUMPS**

- Pump doesn't start - Doesn't reach vacuum - Pump seized - Noisy pump (describe) - Over temperature - Other
---

**DIFFUSION PUMPS**

- Heater failure - Doesn't reach vacuum - Vacuum leak - Electrical problem - Cooling coil damage - Other
---

Section 6) **ADDITIONAL TERMS**

**Please read the terms and conditions below as they apply to all returns and are in addition to the Agilent Technologies Vacuum Product Division – Products and Services Terms of Sale.**

- Customer is responsible for the freight charges for the returning product. Return shipments must comply with all applicable **Shipping Regulations** (IATA, DOT, etc.) and carrier requirements.
- Customers receiving an Advance Exchange product agree to return the defective, rebuildable part to Agilent Technologies **within 15 business days**. Failure to do so, or returning a non-rebuildable part (crashed), will result in an invoice for the non-returned/non-rebuildable part.
- Returns for credit toward the purchase of new or refurbished Products are subject to prior Agilent approval and may incur a restocking fee. Please reference the original purchase order number.
- Units returned for evaluation will be evaluated, and a quote for repair will be issued. If you choose to have the unit repaired, the cost of the evaluation will be deducted from the final repair pricing. A Purchase Order for the final repair price should be issued within 3 weeks of quotation date. Units without a Purchase Order for repair will be returned to the customer, and the evaluation fee will be invoiced.
- A Special Cleaning fee will apply to all exposed products per Section 4 of this document.
- If requesting a calibration service, units must be functionally capable of being calibrated.

*This page intentionally left blank.*



# Agilent Technologies

## Vacuum Product Division

### United States & Canada

*Agilent Technologies*  
*Vacuum Products Division*  
121 Hartwell Avenue  
Lexington, MA 02421 USA  
Tel: +1 781 861 7200  
Toll-Free: +1 800 882 7426  
Fax: +1 871 860 5437

### Benelux

*Agilent Technologies*  
*Vacuum Products Division*  
Herculesweg 8  
4338 PL Middelburg  
THE NETHERLANDS  
Tel: +31 118 671570  
Fax: +31 118 671569

### China

*Agilent Technologies*  
*Vacuum Products Division*  
Room 1648  
Central Tower South Wing  
Beijing Junefield Plaza  
No. 10 XuanWuMenWai Street  
Beijing 100052 P.R. CHINA  
Tel.: +86 (10) 6310 8550  
Toll-Free: 800 820 6556  
Fax: +86 (10) 6310 0141

### France

*Agilent Technologies*  
*Vacuum Products Division*  
7 avenue des Tropiques  
Z.A. de Courtaboeuf - B.P. 12  
91941 Les Ulis cedex FRANCE  
Tel.: +33 (0) 1 69 86 38 84  
Fax: +33 (0) 1 69 86 29 88

### Germany & Austria

*Agilent Technologies*  
*Vacuum Products Division*  
Alsfelder Strasse 6  
Postfach 11 14 35  
64289 Darmstadt GERMANY  
Tel.: +49 (0) 6151 703 353  
Fax: +49 (0) 6151 703 302

### India

*Agilent Technologies*  
*Vacuum Product Division*  
205-A, "A" wing of Galleria,  
2nd floor, Hiranandani Gardens,  
Powai, Mumbai-400 076, India  
Tel.: +91 22-2570 8595 / 8597  
Fax: +91 22- 2570 8599

### Italy

*Agilent Technologies*  
*Vacuum Products Division*  
via F.lli Varian 54  
10040 Leini, (Torino) ITALY  
Tel.: +39 011 997 9111  
Toll-Free: 00 800 234 234 00  
Fax: +39 011 997 9350

### Japan

*Agilent Technologies*  
*Vacuum Products Division*  
Sumitomo Shibaura Building 4-16-36  
8th Floor  
4-16-36 Shibaura Minato-ku  
Tokyo 108 JAPAN  
Tel.: +81 3 5232 1253  
Toll-Free: 0120 655 040  
Fax: +81 3 5232 1710

### Korea

*Agilent Technologies*  
*Vacuum Products Division*  
Shinsa 2nd Bldg. 2F 966-5  
Daechi-dong  
Kangnam-gu, Seoul  
KOREA 135-280  
Tel.: +82 2 3452 2452  
Toll-Free: 080 222 2452  
Fax: +82 2 3452 2451

### Mexico

*Agilent Technologies*  
*Vacuum Products Division*  
Concepcion Beistegui No 109  
Col Del Valle C.P. 03100  
MEXICO, D.F.  
Tel.: +52 5 523 9465  
Fax: +52 5 523 9472

### Southeast Asia

*Agilent Technologies*  
*Vacuum Products Division*  
South East Asia (SEA) - Alex Ho  
H/P: +601 2213 1253  
Fax: +603 6733 8121

### Singapore

*Agilent Technologies*  
*Vacuum Products Division*  
Singapore  
Unit 10-04 Helios  
Biopolis @ one-north  
11 Biopolis Way, 138667  
Singapore  
H/P: +65 92364988  
Fax: +65 64789603

### Taiwan

*Agilent Technologies*  
*Vacuum Products Division*  
14F-6, No. 77, Hsin Tai Wu Road,  
Sec. 1  
Hsi chih, Taipei Hsien, Taiwan,  
R.O.C.  
Tel.: +886 2 2698 9555  
Toll Free: 0800 051 342  
Fax: +886 2 2698 9678

### UK & Ireland

*Agilent Technologies*  
*Vacuum Products Division*  
6 Mead Road  
Oxford Industrial Park  
Tel.: +44 (0) 1865 291570  
Fax: +44 (0) 1865 291571



**Agilent Technologies**