



### TECHNICAL DATA

DISPLACEMENT L/Min(50/60hz) - 500/600

ULTIMATE PRESSURE - Pa - 1.0

MOTOR POWER - kW - 0.6

NOISE LEVEL - dB(A) - 60

COOLING SYSTEM - Air Cooled

INLET CONNECTION - NW40

OUTLET CONNECTION - NW25

DIMENSIONS mm. - 443 x 328 x 372

WEIGHT - (kg) - 44

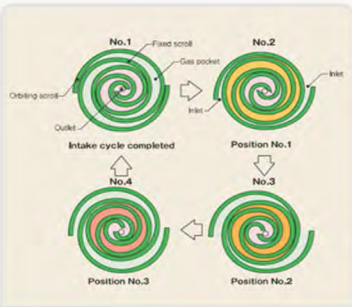
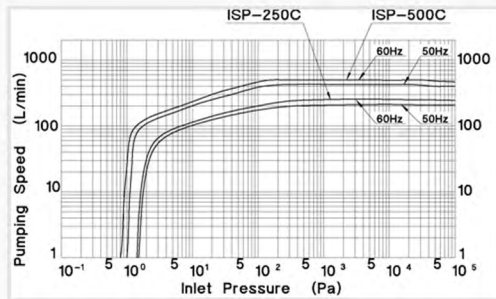
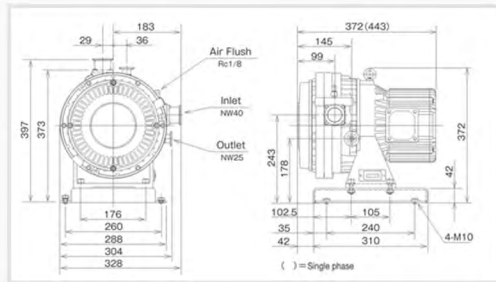
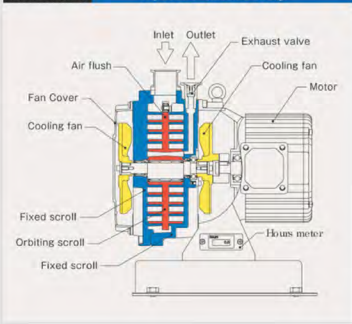
*We Can Rebuild & Service your ISP-500C.*



**ANEST IWATA**  
**Scroll Meister ISP-500C Dry Scroll Pump**

**SALES & SERVICE 1-973-249-0854**





## ISP APPLICATIONS

- SPUTTERING EQUIPMENT
- SYNCHROTRON RADIATION
- SURFACE MODIFICATION
- ELECTRON BEAM PROCESS
- GAS RECOVERY DEVICES
- VACUUM EQUIPMENT
- LEAK DETECTORS
- DEVICE HANDLING SYSTEM
- LABORATORY USE

*We Can Rebuild & Service your ISP-500C.*



**ANEST IWATA**  
**Scroll Meister ISP-500C Dry Scroll Pump**

**SALES & SERVICE 1-973-249-0854**

