



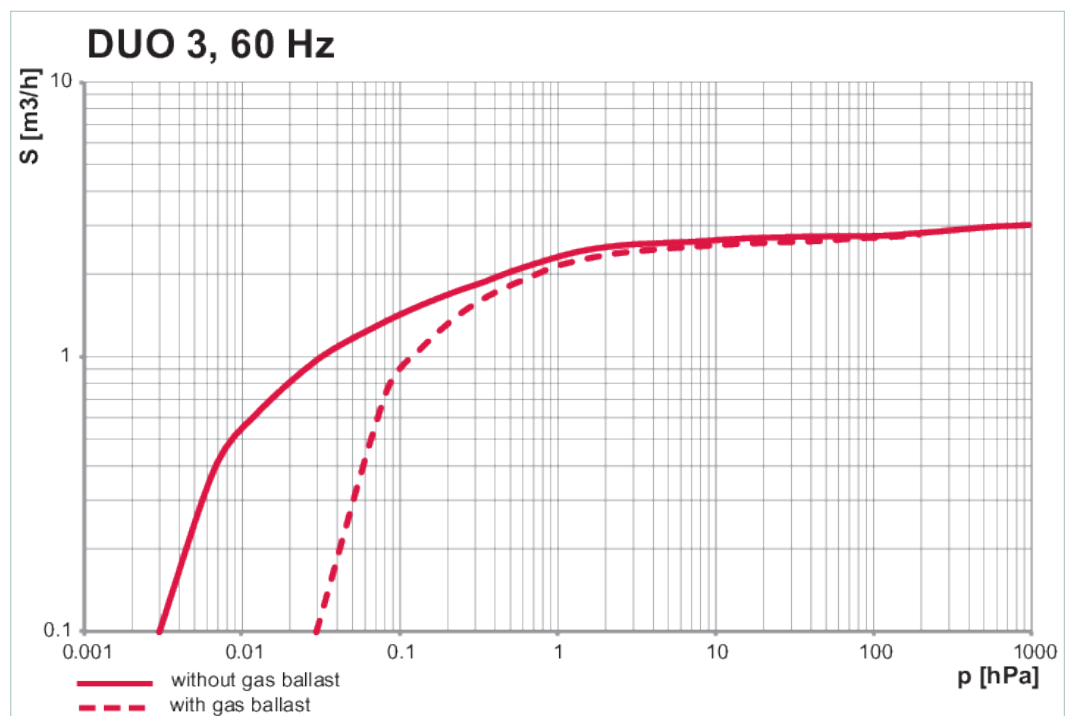
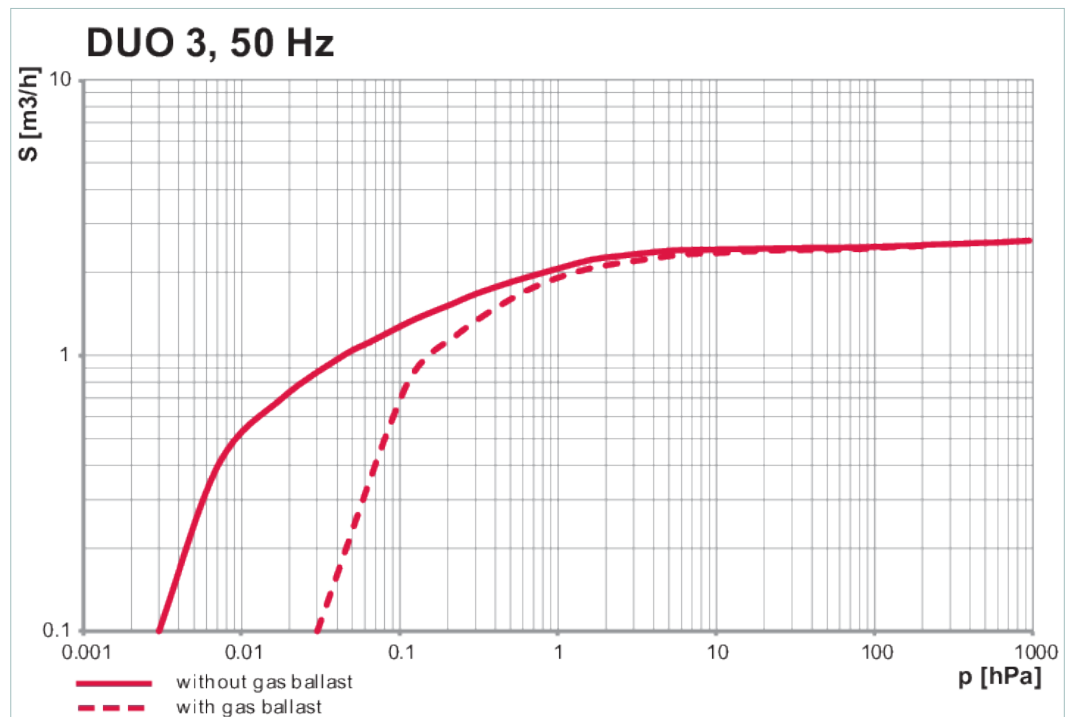
Duo 3 M, 1-phase motor, 115/230 V, 50/60 Hz



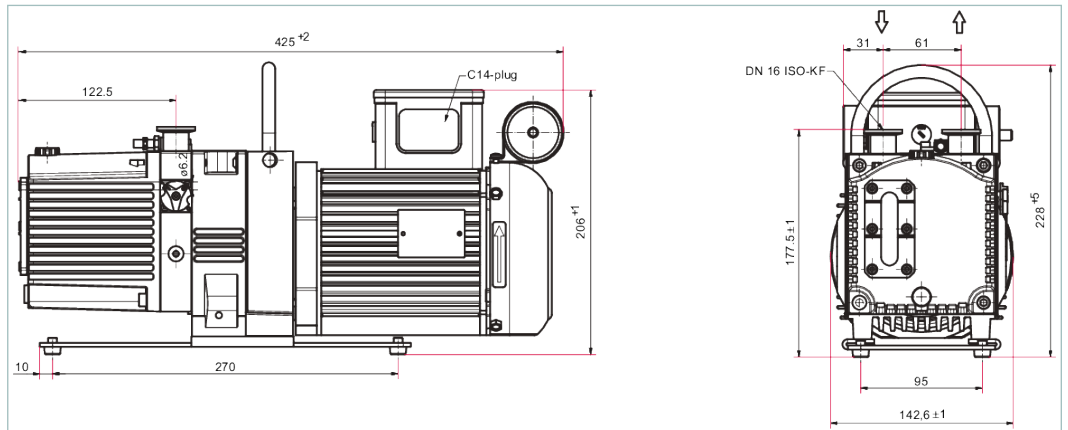
Similar Image

Duo 3 M, 1-phase motor, 115/230 V, 50/60 Hz

- Dual-stage, high-performance rotary vane pump with a pumping speed of 2.5 m³/h at 50 Hz / 2.9 m³/h at 60 Hz
- With magnetic coupling
- With single-phase motor with C14 connector plug inside the terminal box
- Integrated gas ballast and safety valve
- OME oil return device is included with the pump
- Special feature: Various motor voltages for worldwide employment
- Special feature: Various motor voltages for worldwide employment



Dimensions



Technical Data	Duo 3 M, 1-phase motor, 115/230 V, 50/60 Hz
Connection flange (in)	DN 16 ISO-KF
Connection flange (out)	DN 16 ISO-KF
Pumping speed at 50 Hz	2.5 m ³ /h 1.47 cfm 41.67 l/min
Pumping speed at 60 Hz	2.9 m ³ /h 1.71 cfm 48.33 l/min
Final pressure with gas ballast	3 · 10 ⁻² hPa 2.25 · 10 ⁻² Torr 3 · 10 ⁻² mbar
Final pressure without gas ballast	3 · 10 ⁻³ hPa 2.25 · 10 ⁻³ Torr 3 · 10 ⁻³ mbar
Exhaust pressure, max.	1,500 hPa 1,125 Torr 1,500 mbar
Exhaust pressure, min.	250 hPa 187.5 Torr 250 mbar
Water vapor capacity 50 Hz	115 g/h
Water vapor capacity 60 Hz	175 g/h
Water vapor tolerance at 50 Hz	65 hPa 48.75 Torr 65 mbar
Water vapor tolerance at 60 Hz	80 hPa 60 Torr 80 mbar
Rotation speed at 50 Hz	3,000 rpm 3,000 min ⁻¹
Rotation speed at 60 Hz	3,600 rpm 3,600 min ⁻¹
Cooling method	Air
Motor	Yes
Motor protection	Bimetal
Motor type	1-ph motor
Ambient temperature	12-40 °C 53.6-104 °F 285-313 K
Continuous gas input temperature, max.	40 °C 104 °F 313 K
Emission sound pressure level without gas ballast at 50 Hz	54 dB(A)
Switch	Yes
Mains connection: voltage (range)	±10 %
Mains connection: voltage 50 Hz	115/230 V
Mains connection: voltage 60 Hz	115/230 V
Recommended on-site electric fuse protection	16 / 6 A
Mains cable	No, C14-plug inside the terminal box
Gas ballast flow	540 l/h
Gas ballast	Yes
Gas ballast pressure	≤ 1,500 hPa ≤ 1,125 Torr ≤ 1,500 mbar
Operating fluid	P3
Operating fluid amount	0.4 l
Leakage rate safety valve	≤ 1 · 10 ⁻⁵ Pa m ³ /s ≤ 7.5 · 10 ⁻⁵ Torr l/s ≤ 1 · 10 ⁻⁴ mbar l/s
Dimensions (L x W x H)	438 x 143 x 209 mm 17.24 x 5.63 x 8.23 inch
Rated power 50 Hz	0.25 kW
Rated power 60 Hz	0.3 kW
Protection degree	IP40

Technical Data		Duo 3 M, 1-phase motor, 115/230 V, 50/60 Hz
Certification	cTUVus certified according to UL / CSA 61010-1 CE	
Magnetic coupling	Yes	
Weight	16 kg 35.27 lb	

Order number	
Duo 3 M	PK D77 111

Accessories	
Cables Mains cables / Power cords	
Mains cable 230 V with safety plug, right angle IEC 320/C13 socket, 2 m	PK 050 109
Mains cable, 115 V, with NEMA plug to Euro C13 socket (angled), 2 m	PK 050 110
Mains cable 115/230 V without plug, rubber connector (right angle), 3 m	PK 050 111
Connections Connection kits for mounting of pumps	
Connection kit for mounting of pumps, DN 16 ISO-KF	120SWS016-1000
Flanges/Ports Blank flanges	
Blank flange gas ballast valve with O-ring and screws	PK 007 002 -T
ISO-KF, welded bellows sealed	
HV angle valve, DN 16 ISO-KF, manually operated, 304/FKM, "A"-dim. 40 mm	ESV-S02100
Monitoring Operations monitoring units	
Operations monitoring unit 3 for Duo 1.6/3/6/11 and Duo 5/10/20 M	PK 196 146 -T
Operations monitoring unit 2 for Duo 1.6/3/6/11 and Duo 5/10/20 M	PK 196 147 -T
Operations monitoring unit 1 for Duo 1.6/3/6/11 and Duo 5/10/20 M	PK 196 148 -T
Monitoring Pressure Sensors	
OmniControl 200 with TPR 270	PT 440 950 -T
Protection Condensate separators	
KAS 16, condensate separator for pumping speeds from 1.6 to 12 m ³ /h	PK Z10 003
Protection Dust separators/Inlet particle filters	
SAS 16, dust separator, DN 16 ISO-KF	PK Z60 506
Protection Oil mist eliminators	
OME 16 S, oil mist separator for pumping speeds up to 12 m ³ /h	PK Z40 000
OME 16 M, oil mist separator for pumping speeds up to 12 m ³ /h	PK Z40 003
Protection Oil return units from oil mist eliminators	
Oil return unit from OME 16 S/16 C to Duo 1.6/Duo 3/Duo 6/Duo 11/Uno 6	PK 005 986 -T
Oil return unit from OME 16 M to Duo 1.6, 3, 6, 11, Uno 6	PK 006 080 -T
Protection Sorption traps	
ZFO 16, zeolite trap	PK Z70 003
Valves Gas ballast valves, magnetic	
Gas ballast valve with solenoid valve 24 V DC	PK 194 343 -U
Valves Gas ballast valves, manual	
Gas ballast valve with dosing spindle and inert gas connection	PK 195 666 -U
Valves Isolation valves	
AVC 016 PA, angle valve, electro-pneumatic, with PI, with PV, PV 24 V DC	PF A38 204
Consumables	
P3, mineral oil, 1 l	PK 001 106 -T
P3, mineral oil, 0.5 l	PK 001 136 -T

VACUUM SOLUTIONS FROM A SINGLE SOURCE

Pfeiffer Vacuum stands for innovative and custom vacuum solutions worldwide, technological perfection, competent advice and reliable service.

COMPLETE RANGE OF PRODUCTS

From a single component to complex systems:

We are the only supplier of vacuum technology that provides a complete product portfolio.

COMPETENCE IN THEORY AND PRACTICE

Benefit from our know-how and our portfolio of training opportunities!

We support you with your plant layout and provide first-class on-site service worldwide.

Are you looking for a
perfect vacuum solution?
Please contact us:

Pfeiffer Vacuum GmbH
Headquarters · Germany
T +49 6441 802-0
info@pfeiffer-vacuum.de

www.pfeiffer-vacuum.com

All data subject to change without prior notice.

PFEIFFER  **VACUUM**